



ROYAL C BICYCLE BOLLARD AND ROYAL BOLLARD

Design: SHL DESIGN

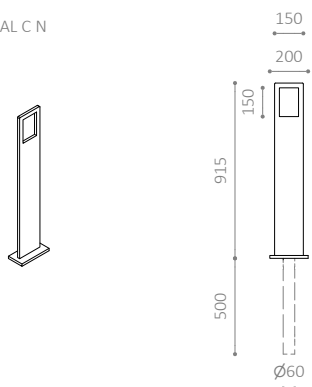
ROYAL C with option of locking bicycle

A simple yet distinctive bollard

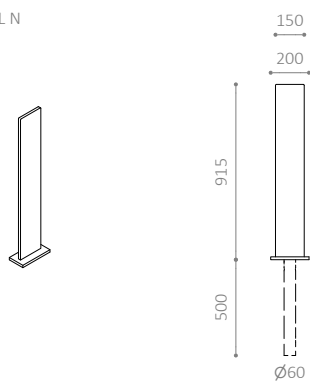
The bollard and bicycle bollard can create a cohesive look when used together



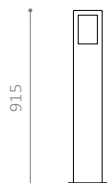
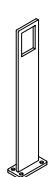
ROYAL C N



ROYAL N



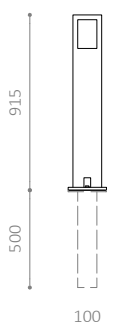
ROYAL C F



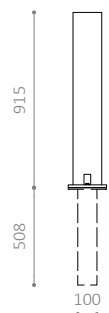
ROYAL F



ROYAL C TN



ROYAL TN



ROYAL C BICYCLE BOLLARD AND ROYAL BOLLARD

- A simple yet distinctive bollard
- ROYAL C with option of locking bicycle
- The bollard and bicycle bollard can create a cohesive look when used together
- Also available in any RAL colour

MATERIALS:

- Hot-dip galvanised steel
- Also available in powder-coated, hot-dip galvanised steel

DIMENSIONS:

Stand: 150 x 15 mm flat iron

Embedded parts: Ø60 mm

INSTALLATION:

- Available for embedding or bolting to the foundation, and as removable
- Recommended distance between bicycle parking: c/c 1200 mm
- Recommended base dimensions: Ø300 x H600 mm
- Distance from ground to upper edge: 916 mm