



NOAH CC600 BIKE RACK

Design: HJØRRING KOMMUNE

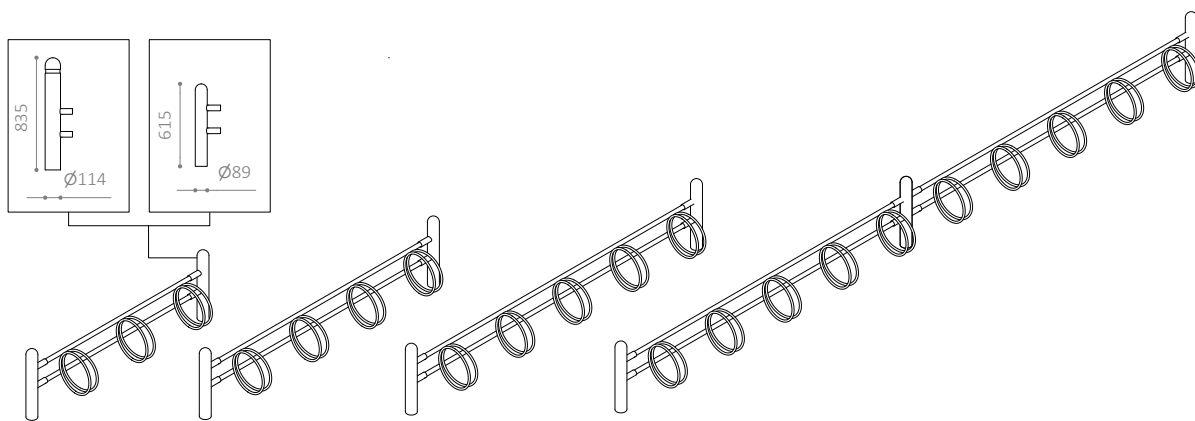
Bike rack with extra distance between clamps (c/c 600 mm)

Optional extra: LOCKT or TRIANGEL lock bracket

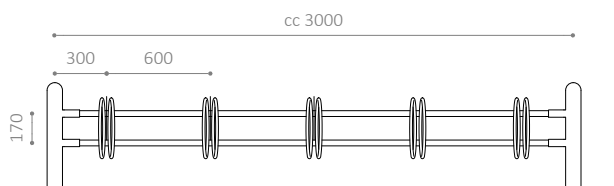
Modular, so can be assembled in the length required

Available vertical (90°) or angled (45°)

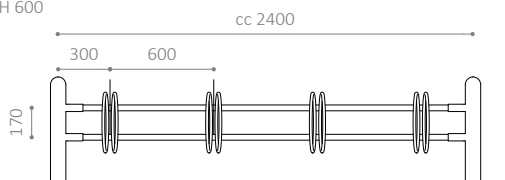




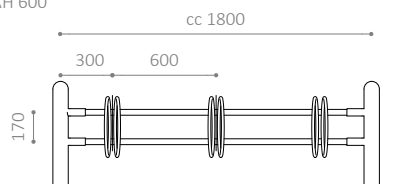
NOAH 600



NOAH 600



NOAH 600



NOAH CC600 BIKE RACK

- Bike rack with extra distance between clamps (c/c 600 mm)
- Optional extra: LOCKT or TRIANGEL lock bracket
- Angled clamps that suit all types of tyre
- Modular, so can be assembled in the length required
- Single- or double-sided
- Available vertical (90°) or angled (45°)
- Also available as an individual stand (Snap)
- Also available in any RAL colour

MATERIALS:

- Hot-dip galvanised steel
- Also available in powder-coated, hot-dip galvanised steel

DIMENSIONS:

Columns without groove: Ø89 mm
 Columns with groove: Ø114 mm
 Columns, Snap: Ø42 mm

Bars: Ø33 mm

Clamps: Ø16 mm

Distance between clamps: c/c 600 mm

Also available: c/c 500 mm

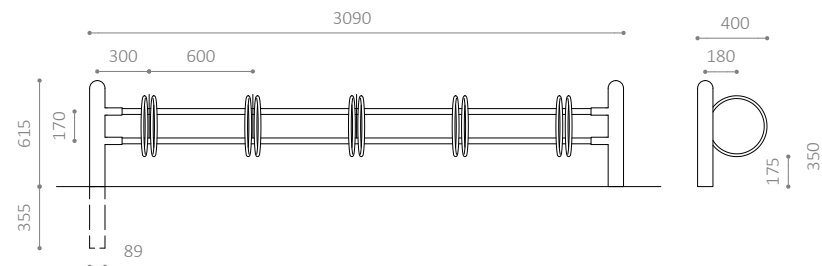
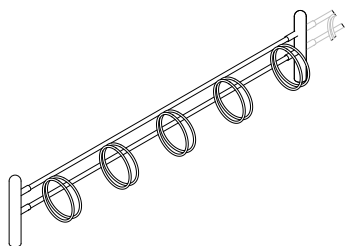
MODULE SIZES:

- Single-sided: 3, 4 or 5 parking spots
- Double-sided: 6, 8 or 10 parking spots

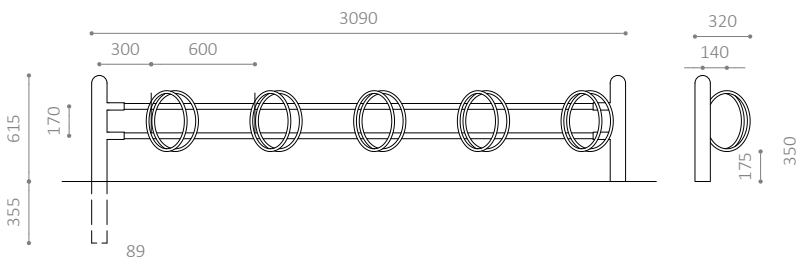
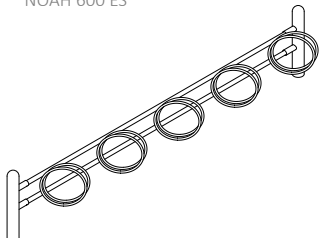
INSTALLATION:

- Available for embedding or bolting to the foundation or wall mounting
- Recommended base dimensions: Ø300 x H600 mm
- Distance from ground to middle of clamp: 350 mm
- Distance from ground to lower edge of clamp: 175 mm

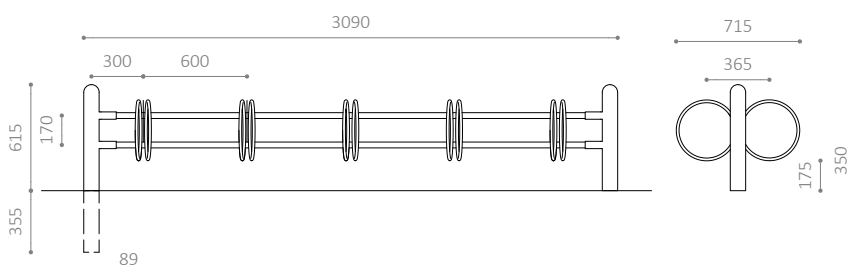
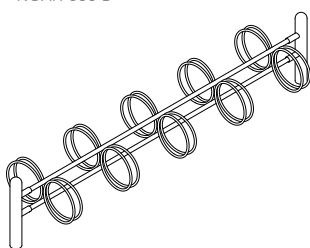
NOAH 600 E



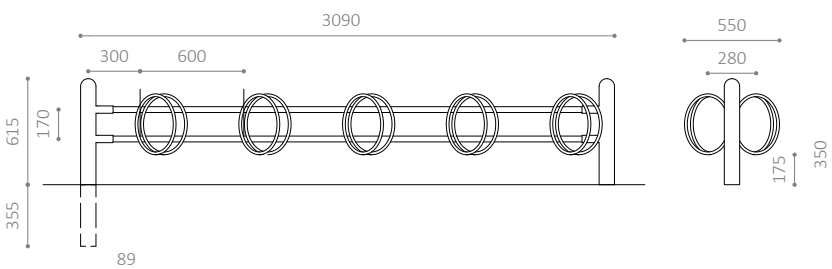
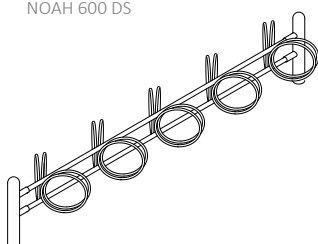
NOAH 600 ES



NOAH 600 D



NOAH 600 DS



NOAH CC600 BIKE RACK

- Bike rack with extra distance between clamps (c/c 600 mm)
- Optional extra: LOCKT or TRIANGEL lock bracket
- Angled clamps that suit all types of tyre
- Modular, so can be assembled in the length required
- Single- or double-sided
- Available vertical (90°) or angled (45°)
- Also available as an individual stand (Snap)
- Also available in any RAL colour

MATERIALS:

- Hot-dip galvanised steel
- Also available in powder-coated, hot-dip galvanised steel

DIMENSIONS:

Columns without groove: \varnothing 89 mm
 Columns with groove: \varnothing 114 mm
 Columns, Snap: \varnothing 42 mm

Bars: \varnothing 33 mm

Clamps: \varnothing 16 mm

Distance between clamps: c/c 600 mm

Also available: c/c 500 mm

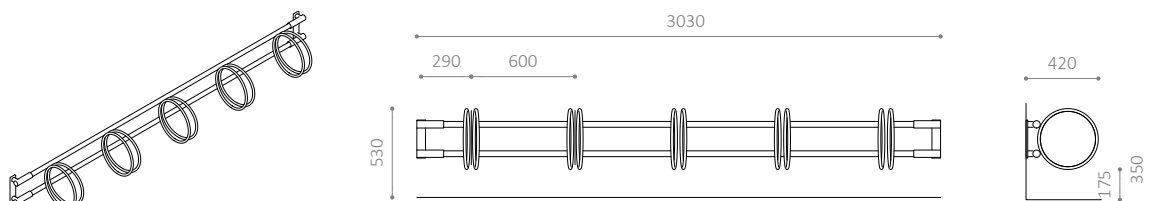
MODULE SIZES:

- Single-sided: 3, 4 or 5 parking spots
- Double-sided: 6, 8 or 10 parking spots

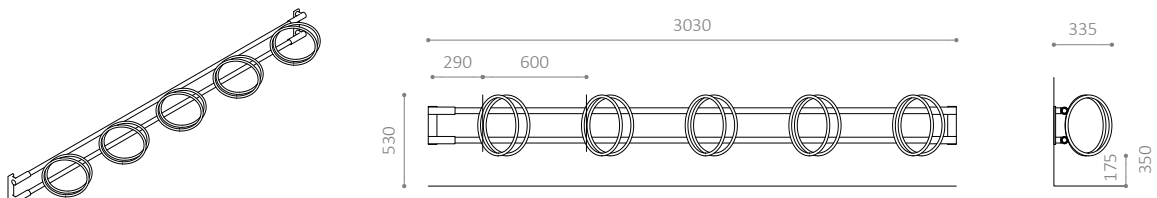
INSTALLATION:

- Available for embedding or bolting to the foundation or wall mounting
- Recommended base dimensions: \varnothing 300 x H600 mm
- Distance from ground to middle of clamp: 350 mm
- Distance from ground to lower edge of clamp: 175 mm

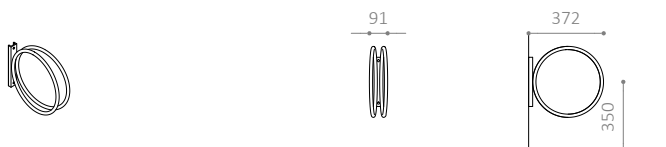
NOAH 600 V



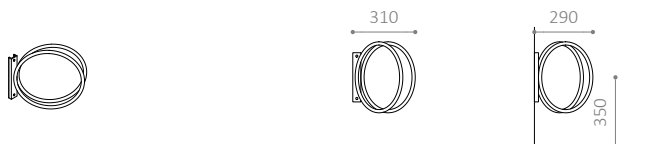
NOAH 600 VS



NOAH VE



NOAH VES



NOAH CC600 BIKE RACK

- Bike rack with extra distance between clamps (c/c 600 mm)
- Optional extra: LOCKT or TRIANGEL lock bracket
- Angled clamps that suit all types of tyre
- Modular, so can be assembled in the length required
- Single- or double-sided
- Available vertical (90°) or angled (45°)
- Also available as an individual stand (Snap)
- Also available in any RAL colour

MATERIALS:

- Hot-dip galvanised steel
- Also available in powder-coated, hot-dip galvanised steel

DIMENSIONS:

Columns without groove: $\varnothing 89$ mm
 Columns with groove: $\varnothing 114$ mm
 Columns, Snap: $\varnothing 42$ mm

Bars: $\varnothing 33$ mm

Clamps: $\varnothing 16$ mm

Distance between clamps: c/c 600 mm

Also available: c/c 500 mm

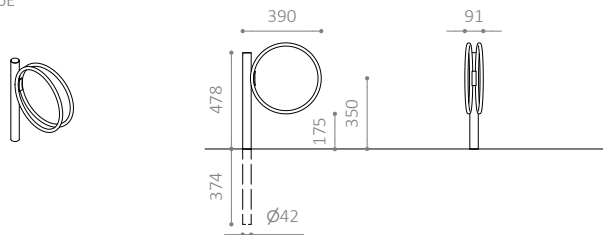
MODULE SIZES:

- Single-sided: 3, 4 or 5 parking spots
- Double-sided: 6, 8 or 10 parking spots

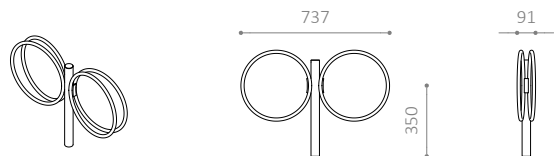
INSTALLATION:

- Available for embedding or bolting to the foundation or wall mounting
- Recommended base dimensions: $\varnothing 300$ x H600 mm
- Distance from ground to middle of clamp: 350 mm
- Distance from ground to lower edge of clamp: 175 mm

Noah SnapE



Noah SnapD



NOAH CC600 BIKE RACK

- Bike rack with extra distance between clamps (c/c 600 mm)
- Optional extra: LOCKT or TRIANGEL lock bracket
- Angled clamps that suit all types of tyre
- Modular, so can be assembled in the length required
- Single- or double-sided
- Available vertical (90°) or angled (45°)
- Also available as an individual stand (Snap)
- Also available in any RAL colour

MATERIALS:

- Hot-dip galvanised steel
- Also available in powder-coated, hot-dip galvanised steel

DIMENSIONS:

Columns without groove: Ø89 mm

Columns with groove: Ø114 mm

Columns, Snap: Ø42 mm

Bars: Ø33 mm

Clamps: Ø16 mm

Distance between clamps: c/c 600 mm

Also available: c/c 500 mm

MODULE SIZES:

- Single-sided: 3, 4 or 5 parking spots
- Double-sided: 6, 8 or 10 parking spots

INSTALLATION:

- Available for embedding or bolting to the foundation or wall mounting
- Recommended base dimensions: Ø300 x H600 mm
- Distance from ground to middle of clamp: 350 mm
- Distance from ground to lower edge of clamp: 175 mm