



## HH20 BIG CC600 BIKE RACK

Design: HITSÅ

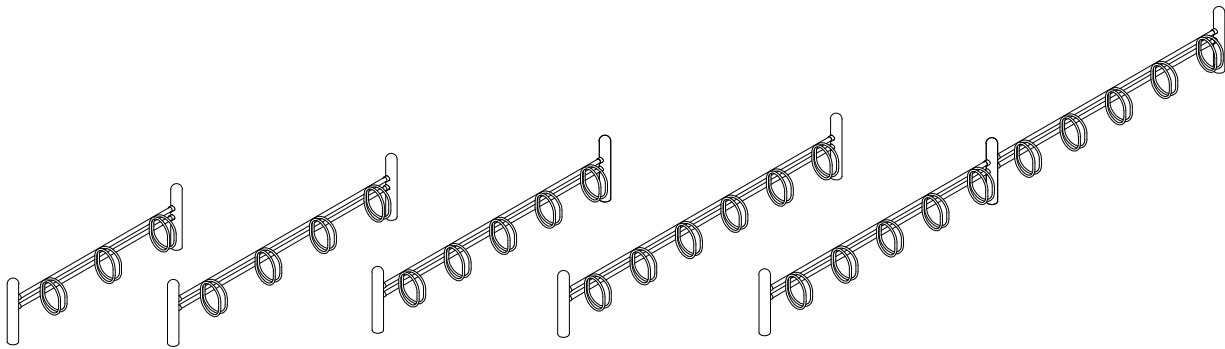
Bike rack with extra distance between clamps (c/c 600 mm)

Optional extra: TRIANGEL lock bracket

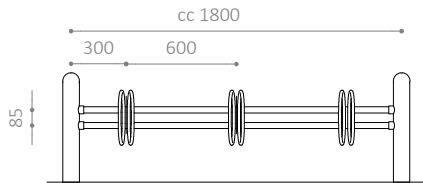
Modular, so can be assembled in the length required

Available vertical (90°) or angled (45°)

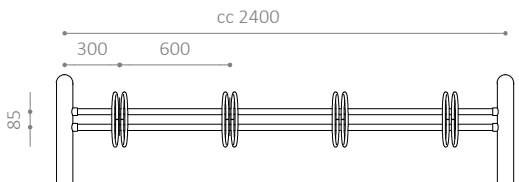




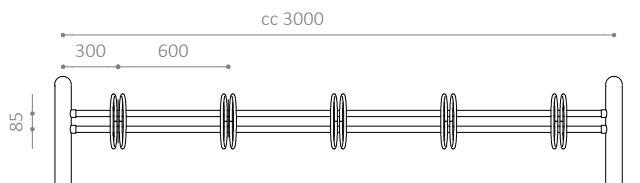
HH20 BIG 600



HH20 BIG 600



HH20 BIG 600



## HH20 BIG CC600 BIKE RACK

- Bike rack with extra distance between clamps (c/c 600 mm)
- Optional extra: TRIANGEL lock bracket
- Angled clamps that suit all types of tyre
- Allows room for lights attached to the front wheel
- Modular, so can be assembled in the length required
- Single- or double-sided
- Available vertical (90°) or angled (45°)
- Also available as an individual stand (Snap)
- Also available in any RAL colour

## MATERIALS:

- Hot-dip galvanised steel
- Also available in powder-coated, hot-dip galvanised steel

## DIMENSIONS:

- Columns: Ø89 mm
- Bars: Ø35 mm
- Clamps: Ø14 mm
- Standard distance between clamps: c/c 600 mm
- Also available: c/c 500 mm

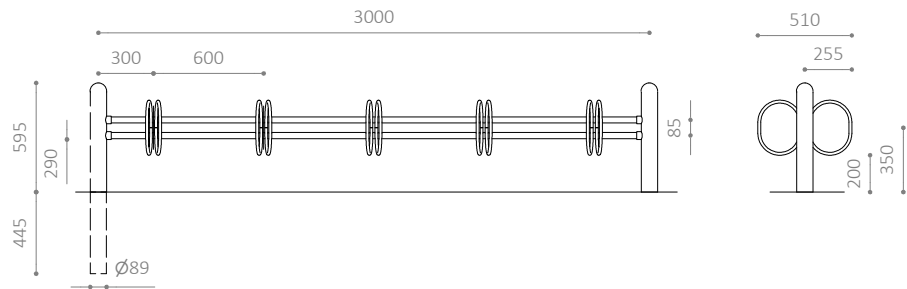
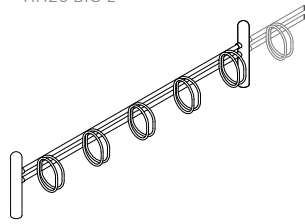
## MODULE SIZES:

- Single-sided: 3, 4 or 5 parking spots
- Double-sided: 6, 8 or 10 parking spots

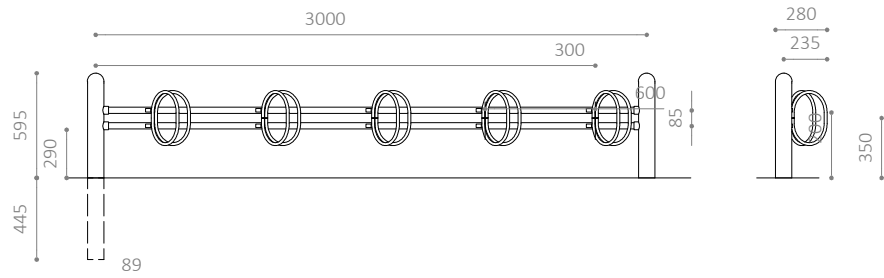
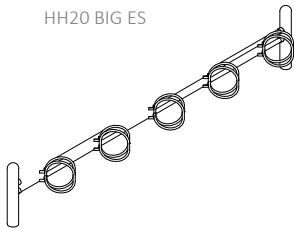
## INSTALLATION:

- Available for embedding or bolting to the foundation or wall mounting
- Recommended base dimensions: Ø300 x H600 mm
- Distance from ground to middle of clamp: 350 mm
- Distance from ground to lower edge of clamp: 200 mm

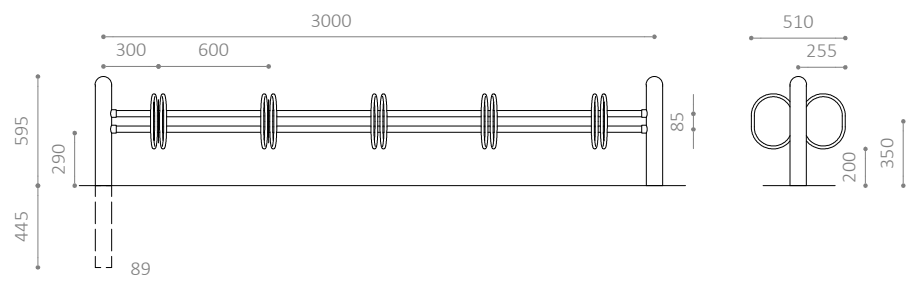
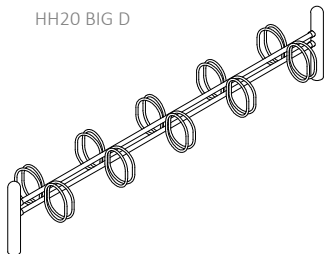
HH20 BIG E



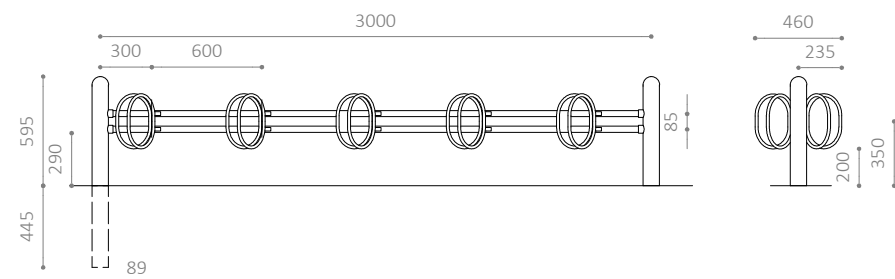
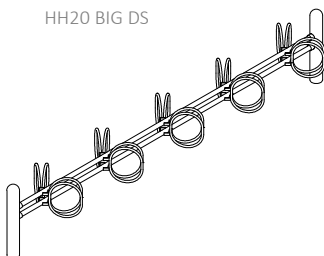
HH20 BIG ES



HH20 BIG D



HH20 BIG DS



## HH20 BIG CC600 BIKE RACK

- Bike rack with extra distance between clamps (c/c 600 mm)
- Optional extra: TRIANGEL lock bracket
- Angled clamps that suit all types of tyre
- Allows room for lights attached to the front wheel
- Modular, so can be assembled in the length required
- Single- or double-sided
- Available vertical (90°) or angled (45°)
- Also available as an individual stand (Snap)
- Also available in any RAL colour

## MATERIALS:

- Hot-dip galvanised steel
- Also available in powder-coated, hot-dip galvanised steel

## DIMENSIONS:

- Columns:  $\varnothing 89$  mm
- Bars:  $\varnothing 35$  mm
- Clamps:  $\varnothing 14$  mm
- Standard distance between clamps: c/c 600 mm
- Also available: c/c 500 mm

## MODULE SIZES:

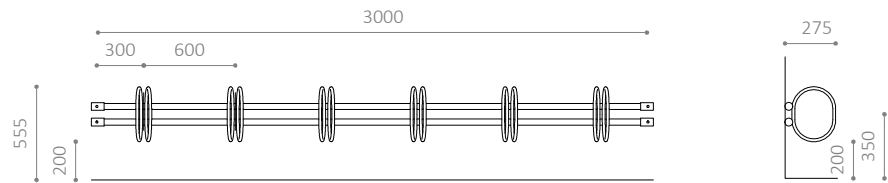
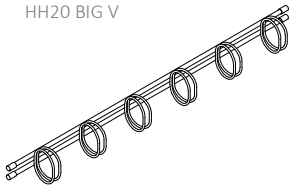
- Single-sided: 3, 4 or 5 parking spots
- Double-sided: 6, 8 or 10 parking spots

## INSTALLATION:

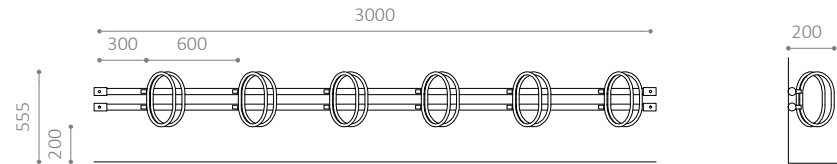
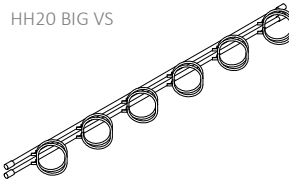
- Available for embedding or bolting to the foundation or wall mounting
- Recommended base dimensions:  $\varnothing 300 \times H600$  mm
- Distance from ground to middle of clamp: 350 mm
- Distance from ground to lower edge of clamp: 200 mm



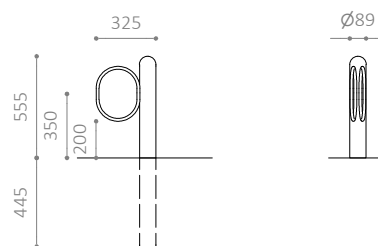
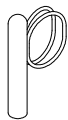
HH20 BIG V



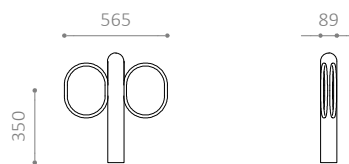
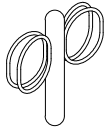
HH20 BIG VS



HH20 BIG SnapE



HH20 BIG SnapD



## HH20 BIG CC600 BIKE RACK

- Bike rack with extra distance between clamps (c/c 600 mm)
- Optional extra: TRIANGEL lock bracket
- Angled clamps that suit all types of tyre
- Allows room for lights attached to the front wheel
- Modular, so can be assembled in the length required
- Single- or double-sided
- Available vertical (90°) or angled (45°)
- Also available as an individual stand (Snap)
- Also available in any RAL colour

## MATERIALS:

- Hot-dip galvanised steel
- Also available in powder-coated, hot-dip galvanised steel

## DIMENSIONS:

- Columns: Ø89 mm
- Bars: Ø35 mm
- Clamps: Ø14 mm
- Standard distance between clamps: c/c 600 mm
- Also available: c/c 500 mm

## MODULE SIZES:

- Single-sided: 3, 4 or 5 parking spots
- Double-sided: 6, 8 or 10 parking spots

## INSTALLATION:

- Available for embedding or bolting to the foundation or wall mounting
- Recommended base dimensions: Ø300 x H600 mm
- Distance from ground to middle of clamp: 350 mm
- Distance from ground to lower edge of clamp: 200 mm