



HH20 CC600 BIKE RACK

Design: HITSA

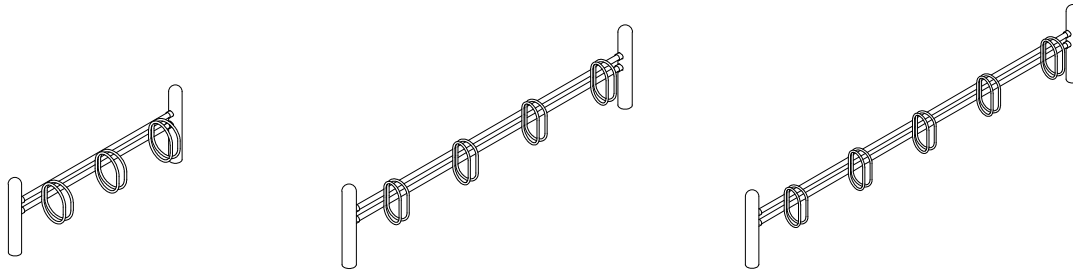
Bike rack with extra distance between clamps (c/c 600 mm)

Optional extra: TRIANGEL lock bracket

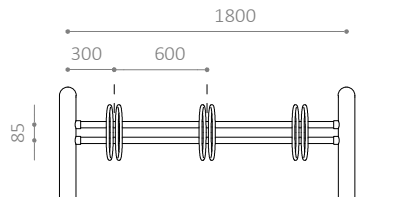
Modular, so can be assembled in the length required

Available vertical (90°) or angled (45°)

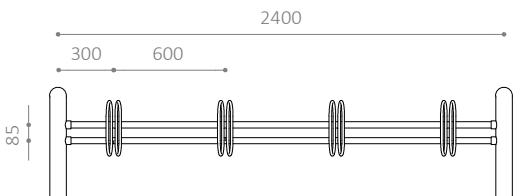




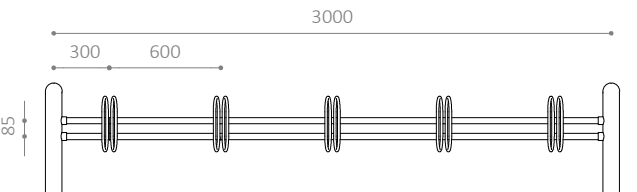
HH20 600



HH20 600



HH20 600



HH20 CC600 BIKE RACK

- Bike rack with extra distance between clamps (c/c 600 mm)
- Optional extra: TRIANGEL lock bracket
- Angled clamps that suit all types of tyre
- Allows room for lights attached to the front wheel
- Modular, so can be assembled in the length required
- Single- or double-sided
- Available vertical (90°) or angled (45°)
- Also available as an individual stand (Snap)
- Also available in any RAL colour

MATERIALS:

- Hot-dip galvanised steel
- Also available in powder-coated, hot-dip galvanised steel

DIMENSIONS:

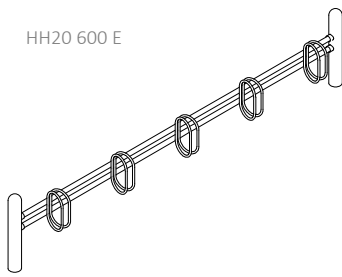
- Columns: Ø89 mm
- Bars: Ø35 mm
- Clamps: Ø14 mm
- Standard distance between clamps: c/c 600 mm
- Also available: c/c 500 mm
- SNAP version:
- Columns: Ø89 mm or 48 mm (for embedding)

MODULE SIZES:

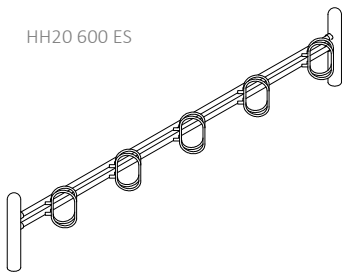
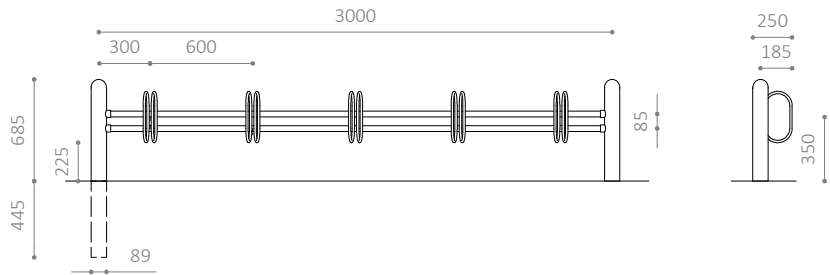
- Single-sided: 3, 4 or 5 parking spots
- Double-sided: 6, 8 or 10 parking spots

INSTALLATION:

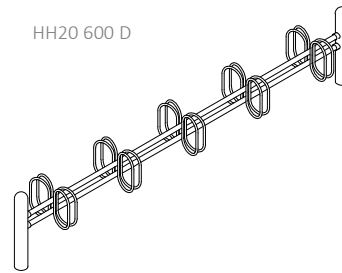
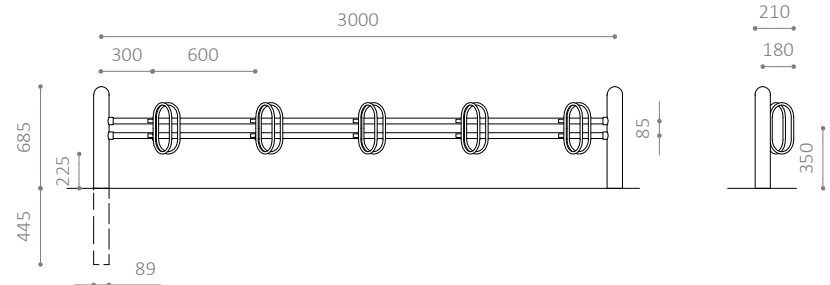
- Available for embedding or bolting to the foundation or wall mounting
- Recommended base dimensions: Ø300 x H600 mm
- Distance from ground to middle of clamp: 350 mm
- Distance from ground to lower edge of clamp: 225 mm



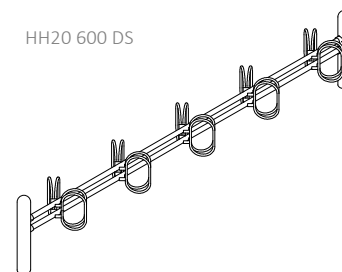
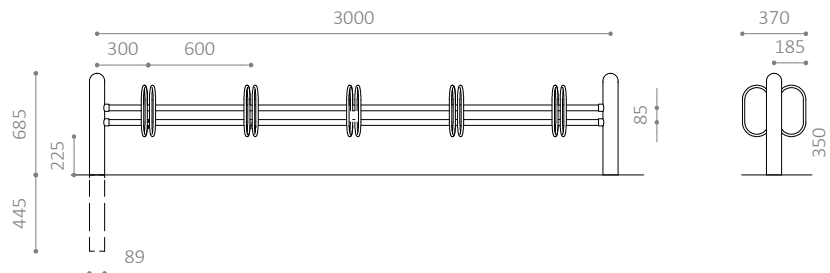
HH20 600 E



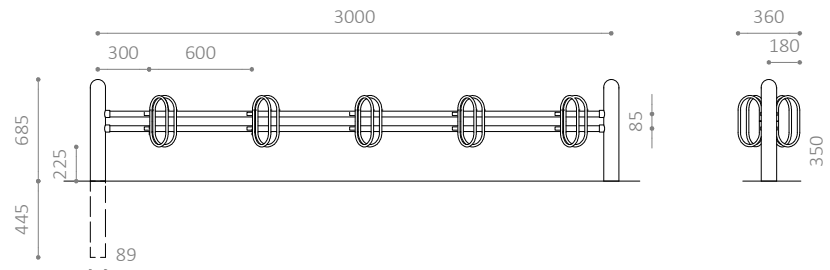
HH20 600 ES



HH20 600 D



HH20 600 DS



HH20 CC600 BIKE RACK

- Bike rack with extra distance between clamps (c/c 600 mm)
- Optional extra: TRIANGEL lock bracket
- Angled clamps that suit all types of tyre
- Allows room for lights attached to the front wheel
- Modular, so can be assembled in the length required
- Single- or double-sided
- Available vertical (90°) or angled (45°)
- Also available as an individual stand (Snap)
- Also available in any RAL colour

MATERIALS:

- Hot-dip galvanised steel
- Also available in powder-coated, hot-dip galvanised steel

DIMENSIONS:

- Columns: Ø89 mm
- Bars: Ø35 mm
- Clamps: Ø14 mm
- Standard distance between clamps: c/c 600 mm
- Also available: c/c 500 mm
- SNAP version:
- Columns: Ø89 mm or 48 mm (for embedding)

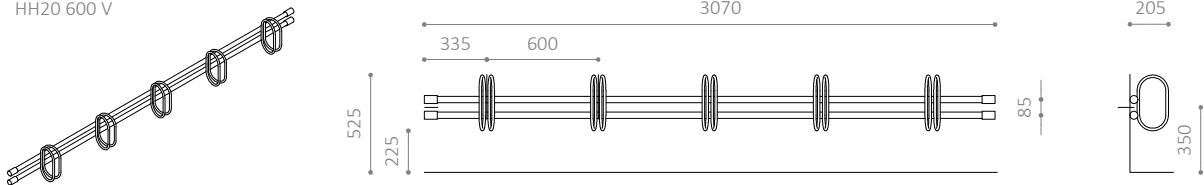
MODULE SIZES:

- Single-sided: 3, 4 or 5 parking spots
- Double-sided: 6, 8 or 10 parking spots

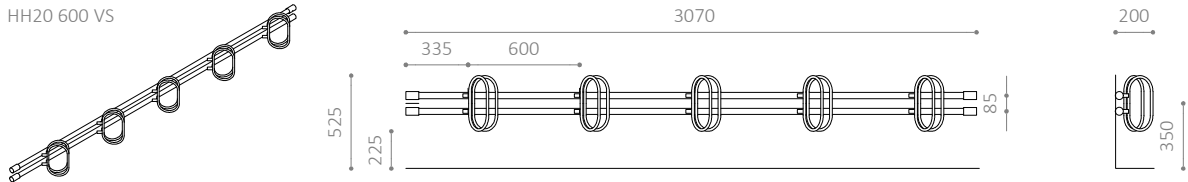
INSTALLATION:

- Available for embedding or bolting to the foundation or wall mounting
- Recommended base dimensions: Ø300 x H600 mm
- Distance from ground to middle of clamp: 350 mm
- Distance from ground to lower edge of clamp: 225 mm

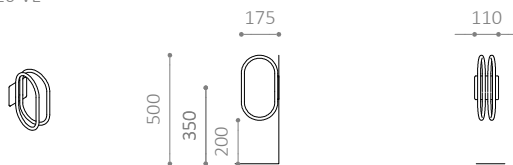
HH20 600 V



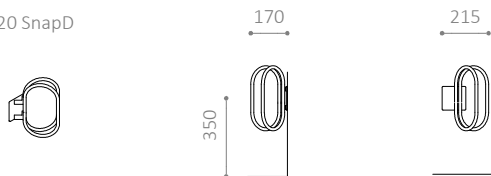
HH20 600 VS



HH20 VE



HH20 SnapD



HH20 CC600 BIKE RACK

- Bike rack with extra distance between clamps (c/c 600 mm)
- Optional extra: TRIANGEL lock bracket
- Angled clamps that suit all types of tyre
- Allows room for lights attached to the front wheel
- Modular, so can be assembled in the length required
- Single- or double-sided
- Available vertical (90°) or angled (45°)
- Also available as an individual stand (Snap)
- Also available in any RAL colour

MATERIALS:

- Hot-dip galvanised steel
- Also available in powder-coated, hot-dip galvanised steel

DIMENSIONS:

- Columns: Ø89 mm
- Bars: Ø35 mm
- Clamps: Ø14 mm
- Standard distance between clamps: c/c 600 mm
- Also available: c/c 500 mm
- SNAP version:
- Columns: Ø89 mm or 48 mm (for embedding)

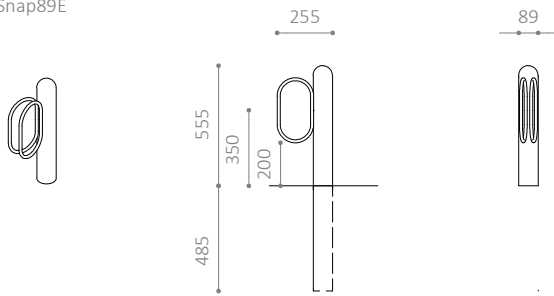
MODULE SIZES:

- Single-sided: 3, 4 or 5 parking spots
- Double-sided: 6, 8 or 10 parking spots

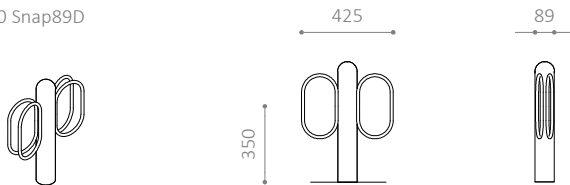
INSTALLATION:

- Available for embedding or bolting to the foundation or wall mounting
- Recommended base dimensions: Ø300 x H600 mm
- Distance from ground to middle of clamp: 350 mm
- Distance from ground to lower edge of clamp: 225 mm

HH20 Snap89E



HH20 Snap89D



HH20 CC600 BIKE RACK

- Bike rack with extra distance between clamps (c/c 600 mm)
- Optional extra: TRIANGEL lock bracket
- Angled clamps that suit all types of tyre
- Allows room for lights attached to the front wheel
- Modular, so can be assembled in the length required
- Single- or double-sided
- Available vertical (90°) or angled (45°)
- Also available as an individual stand (Snap)
- Also available in any RAL colour

MATERIALS:

- Hot-dip galvanised steel
- Also available in powder-coated, hot-dip galvanised steel

DIMENSIONS:

- Columns: Ø89 mm
- Bars: Ø35 mm
- Clamps: Ø14 mm
- Standard distance between clamps: c/c 600 mm
- Also available: c/c 500 mm
- SNAP version:
- Columns: Ø89 mm or 48 mm (for embedding)

MODULE SIZES:

- Single-sided: 3, 4 or 5 parking spots
- Double-sided: 6, 8 or 10 parking spots

INSTALLATION:

- Available for embedding or bolting to the foundation or wall mounting
- Recommended base dimensions: Ø300 x H600 mm
- Distance from ground to middle of clamp: 350 mm
- Distance from ground to lower edge of clamp: 225 mm