



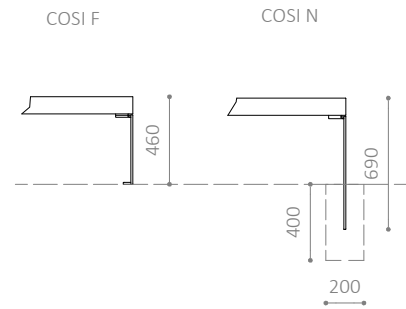
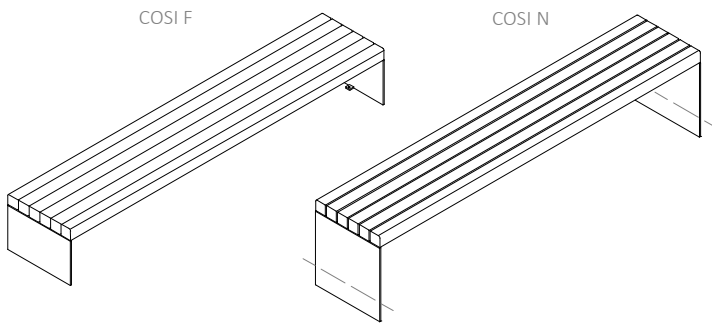
## COSI PARK BENCH

Design: COBE


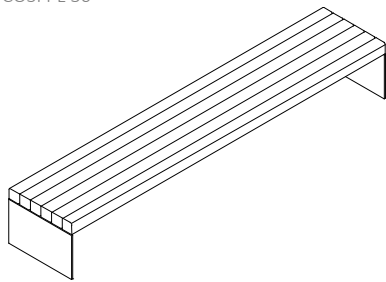
Timeless range featuring park bench, bench, and table and bench set  
Corten steel and untreated, FSC®-certified mahogany  
Bench and park bench available up to 3000 mm  
Optional extras for park bench: Armrests



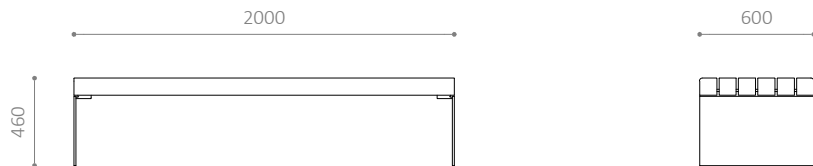
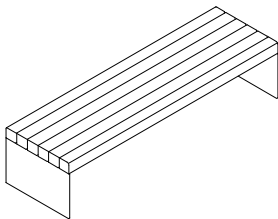
COSI



COSI PL 30



COSI PL 20



#### COSI PARK BENCH, BENCH AND TABLE

- Timeless range featuring park bench, bench, and table and bench set
- Simple materials with a long useful life
- Bench and park bench available up to 3000 mm
- The bench is also available for wall mounting or installing on a concrete base
- Optional extras for park bench: Armrests

#### MATERIALS:

- Untreated, FSC®-certified mahogany
- Corten steel
- Also available in hot-dip galvanised steel or powder-coated, hot-dip galvanised steel
- Table top also available in stainless steel or powder-coated, stainless steel

#### DIMENSIONS AND WEIGHT:

End panel: 10 mm

Armrest: 8 mm

Table top corten steel/stainless steel: 3/4 mm

Slats: 90 x 90 mm

Weight: standard / cementing in

Table: 145 / 176 kg

Bench 400 x 1200 mm: 48 / 65 kg

Bench 400 x 2000 mm: 62 / 76 kg

Bench 600 x 2000 mm: 96 / 118 kg

Bench 600 x 3000 mm: 116 / 138 kg

Park bench with 2/3 backrest: 132 / 154 kg

Park bench: 112 / 134 kg

Park bench with armrests: 118 / 140 kg

Bench for wall mounting: 50 kg

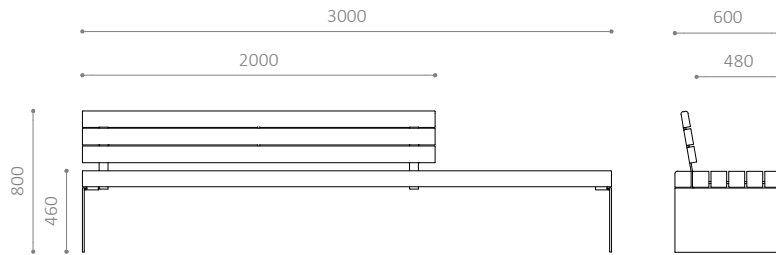
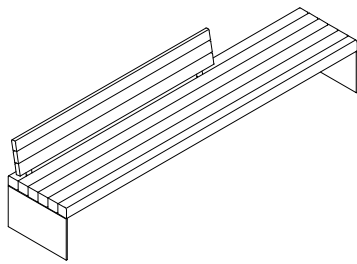
Bench for concrete base: 71 kg

#### INSTALLATION:

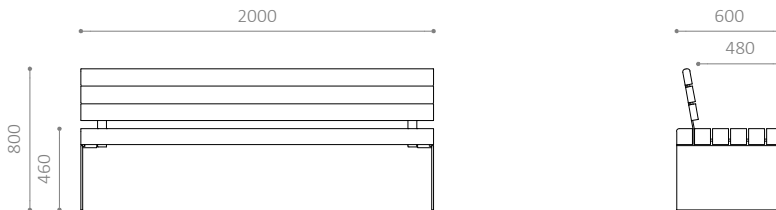
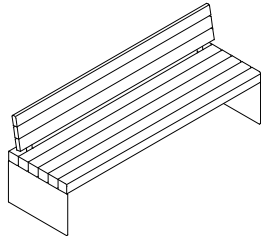
- To be placed on the ground or bolted to the ground. Also available for cementing in
- Recommended base dimensions:  
Bench/park bench width 600 mm: L200 x W600 x H400 mm  
Bench/park bench width 400 mm: L200 x W400 x H400 mm  
Table: L200 x W700 x H300 mm
- Recommended seat height: 460 mm



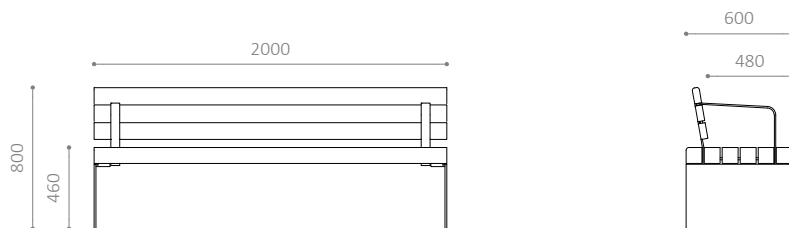
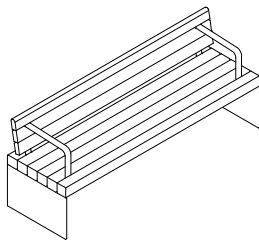
COSI BN 30



COSI BN 20



COSI BN 2A 20



#### COSI PARK BENCH, BENCH AND TABLE

- Timeless range featuring park bench, bench, and table and bench set
- Simple materials with a long useful life
- Bench and park bench available up to 3000 mm
- The bench is also available for wall mounting or installing on a concrete base
- Optional extras for park bench: Armrests

#### MATERIALS:

- Untreated, FSC®-certified mahogany
- Corten steel
- Also available in hot-dip galvanised steel or powder-coated, hot-dip galvanised steel
- Table top also available in stainless steel or powder-coated, stainless steel

#### DIMENSIONS AND WEIGHT:

End panel: 10 mm  
 Armrest: 8 mm  
 Table top corten steel/stainless steel: 3/4 mm  
 Slats: 90 x 90 mm

Weight: standard / cementing in

Table: 145 / 176 kg  
 Bench 400 x 1200 mm: 48 / 65 kg  
 Bench 400 x 2000 mm: 62 / 76 kg  
 Bench 600 x 2000 mm: 96 / 118 kg  
 Bench 600 x 3000 mm: 116 / 138 kg  
 Park bench with 2/3 backrest: 132 / 154 kg  
 Park bench: 112 / 134 kg  
 Park bench with armrests: 118 / 140 kg  
 Bench for wall mounting: 50 kg  
 Bench for concrete base: 71 kg

#### INSTALLATION:

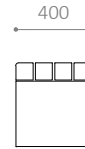
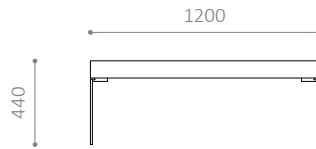
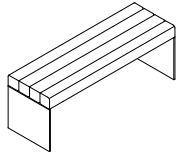
- To be placed on the ground or bolted to the ground. Also available for cementing in
- Recommended base dimensions:  
 Bench/park bench width 600 mm: L200 x W600 x H400 mm  
 Bench/park bench width 400 mm: L200 x W400 x H400 mm  
 Table: L200 x W700 x H300 mm
- Recommended seat height: 460 mm



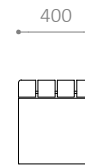

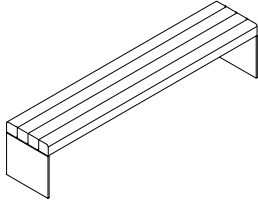
HITSA A/S  
 Albuen 37  
 DK 6000 Kolding  
 +45 75 57 41 55  
 hitsa@hitsa.com  
 www.hitsa.com

**HITSA**  
 WE SUPPLY OUTDOOR SPACES

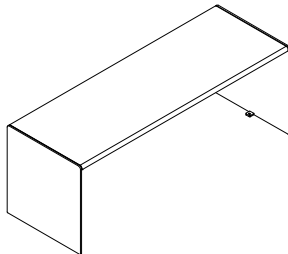
COSI PL S 12



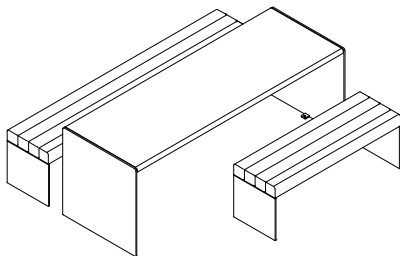
COSI PL S 20



COSI BO



COSI



**COSI PARK BENCH, BENCH AND TABLE**

- Timeless range featuring park bench, bench, and table and bench set
- Simple materials with a long useful life
- Bench and park bench available up to 3000 mm
- The bench is also available for wall mounting or installing on a concrete base
- Optional extras for park bench: Armrests

**MATERIALS:**

- Untreated, FSC®-certified mahogany
- Corten steel
- Also available in hot-dip galvanised steel or powder-coated, hot-dip galvanised steel
- Table top also available in stainless steel or powder-coated, stainless steel

**DIMENSIONS AND WEIGHT:**

End panel: 10 mm  
 Armrest: 8 mm  
 Table top corten steel/stainless steel: 3/4 mm  
 Slats: 90 x 90 mm

Weight: standard / cementing in

Table: 145 / 176 kg  
 Bench 400 x 1200 mm: 48 / 65 kg  
 Bench 400 x 2000 mm: 62 / 76 kg  
 Bench 600 x 2000 mm: 96 / 118 kg  
 Bench 600 x 3000 mm: 116 / 138 kg  
 Park bench with 2/3 backrest: 132 / 154 kg  
 Park bench: 112 / 134 kg  
 Park bench with armrests: 118 / 140 kg  
 Bench for wall mounting: 50 kg  
 Bench for concrete base: 71 kg

**INSTALLATION:**

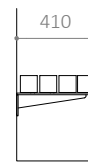
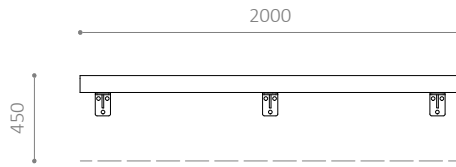
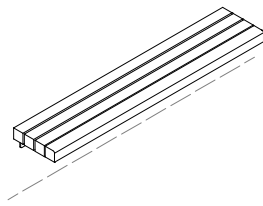
- To be placed on the ground or bolted to the ground. Also available for cementing in
- Recommended base dimensions:  
 Bench/park bench width 600 mm: L200 x W600 x H400 mm  
 Bench/park bench width 400 mm: L200 x W400 x H400 mm  
 Table: L200 x W700 x H300 mm
- Recommended seat height: 460 mm



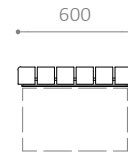
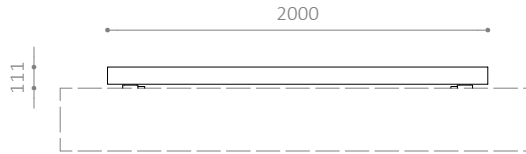
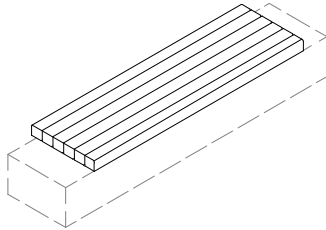
HITSA A/S  
 Albuen 37  
 DK 6000 Kolding  
 +45 75 57 41 55  
 hitsa@hitsa.com  
 www.hitsa.com

**HITSA**  
 WE SUPPLY OUTDOOR SPACES

COSI PL V 20



COSI PL BEKL 20



COSI PARK BENCH, BENCH AND TABLE

- Timeless range featuring park bench, bench, and table and bench set
- Simple materials with a long useful life
- Bench and park bench available up to 3000 mm
- The bench is also available for wall mounting or installing on a concrete base
- Optional extras for park bench: Armrests

MATERIALS:

- Untreated, FSC®-certified mahogany
- Corten steel
- Also available in hot-dip galvanised steel or powder-coated, hot-dip galvanised steel
- Table top also available in stainless steel or powder-coated, stainless steel

DIMENSIONS AND WEIGHT:

End panel: 10 mm  
 Armrest: 8 mm  
 Table top corten steel/stainless steel: 3/4 mm  
 Slats: 90 x 90 mm

Weight: standard / cementing in

Table: 145 / 176 kg  
 Bench 400 x 1200 mm: 48 / 65 kg  
 Bench 400 x 2000 mm: 62 / 76 kg  
 Bench 600 x 2000 mm: 96 / 118 kg  
 Bench 600 x 3000 mm: 116 / 138 kg  
 Park bench with 2/3 backrest: 132 / 154 kg  
 Park bench: 112 / 134 kg  
 Park bench with armrests: 118 / 140 kg  
 Bench for wall mounting: 50 kg  
 Bench for concrete base: 71 kg

INSTALLATION:

- To be placed on the ground or bolted to the ground. Also available for cementing in
- Recommended base dimensions:  
 Bench/park bench width 600 mm: L200 x W600 x H400 mm  
 Bench/park bench width 400 mm: L200 x W400 x H400 mm  
 Table: L200 x W700 x H300 mm
- Recommended seat height: 460 mm

